

# CHRISTMAS WORDSEARCH PUZZLE

S	A	N	T	A	C	L	A	U	S	E	Y	W	J	D
C	H	R	I	S	T	M	A	S	T	R	E	E	K	Y
S	T	O	C	K	I	N	G	S	A	U	S	W	R	S
S	L	E	I	G	H	X	V	S	R	F	Z	K	Q	N
G	I	N	G	E	R	B	R	E	A	D	M	A	N	O
E	G	H	F	I	R	E	P	L	A	C	E	X	G	W
L	C	S	N	O	W	F	L	A	K	E	I	P	H	M
F	D	A	B	P	R	E	S	E	N	T	Q	S	O	A
X	A	R	U	D	O	L	P	H	Q	Y	U	O	I	N




ELF




RUDOLPH



PRESENT



STAR



STOCKINGS



SANTA CLAUS



GINGERBREAD MAN



SNOWMAN




SLEIGH



CHRISTMAS TREE



SNOWFLAKE



FIREPLACE